

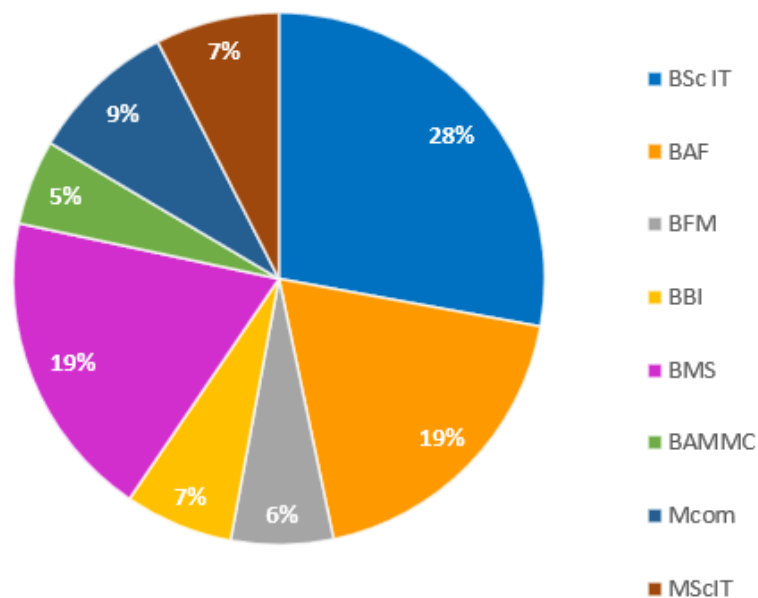
**FEEDBACK ANALYSIS REPORT
Academic Year 2018-19
Stakeholders Report on Curriculum**

STUDENTS FEEDBACK ANALYSIS ON CURRICULUM

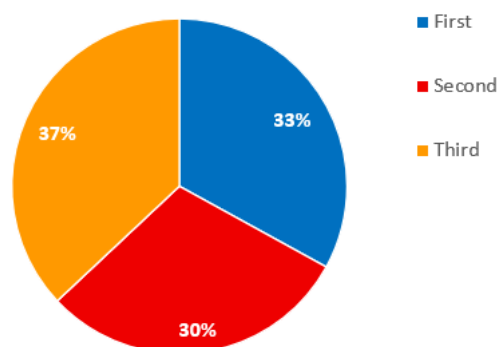
Link of Feedback Form:

<https://docs.google.com/forms/d/e/1FAIpQLSeUmVkZZo3TnttNP4QKqcWbOiVavROuBg0HH5PLh6Uv8K9OYw/viewform>

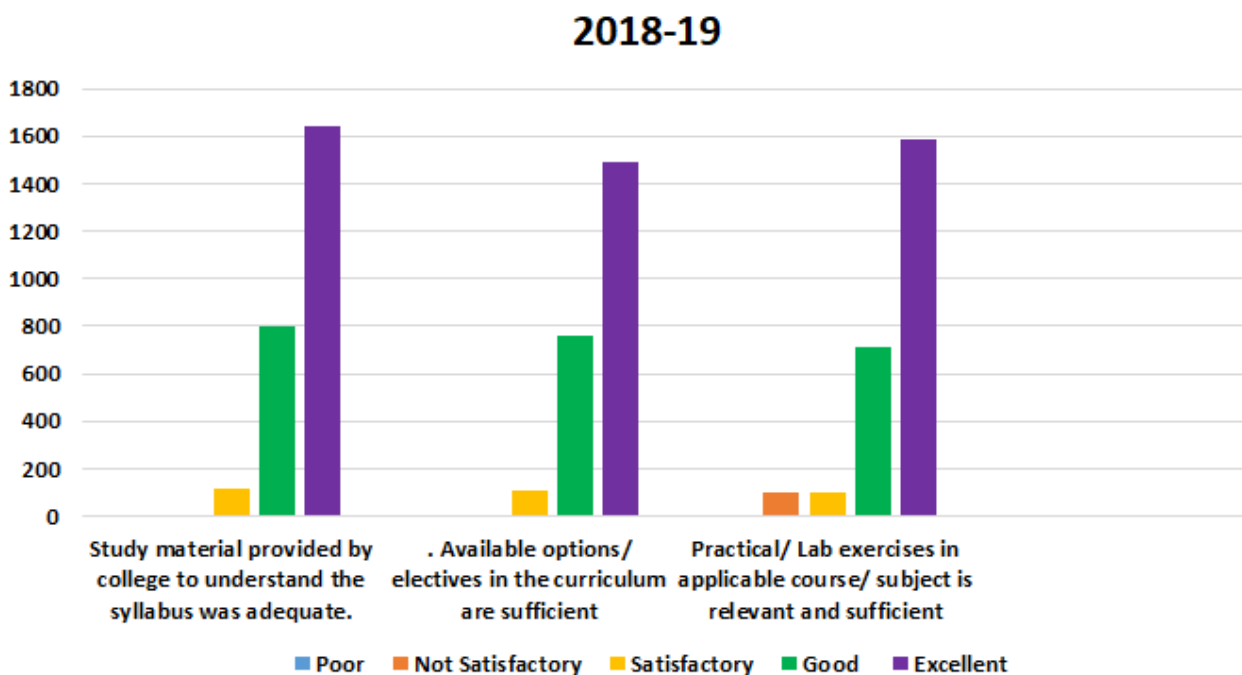
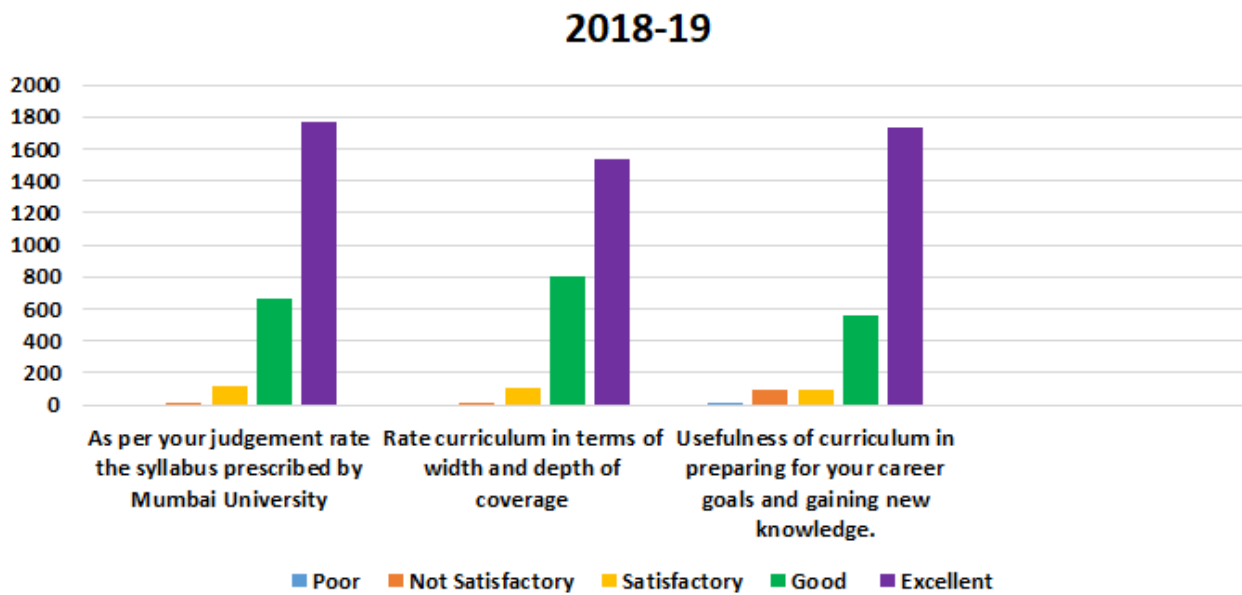
TOTAL RESPONSES: 2567



YEAR



STUDENT'S RESPONSES



Following inferences are drawn from the ratings given by teachers to above attributes.

Following coding was done for the feedback analysis,

Poor = 1, Not satisfactory = 2, Satisfactory = 3, Good = 4, Excellent = 5

Attribute 1. As per your judgement rate the syllabus prescribed by Mumbai University

- Mean: 4.4
- Median: 4
- Standard Deviation: 0.03

Inference

The mean of the student's feedback is above 4, which signifies most of the students are satisfied with the Syllabus prescribed by Mumbai University

Median of the data is also 4, which signifies that there are no extremities in the feedback and median is almost near to mean.

Standard Deviation is minimal which signifies that the syllabus is up to their expectations

Attribute 2. Rate curriculum in terms of width and depth of coverage.

- Mean: 4.1
- Median: 4
- Standard Deviation: 0.012

Inference

The mean of the student's feedback is above 4, which signifies most of the students are satisfied with the width and depth of coverage

Median of the data is also 4.1, which signifies that there are no extremities in the feedback and median is almost near to mean.

Standard Deviation is minimal which signifies that they agree with the coverage of syllabus.

Attribute 3. Usefulness of curriculum in preparing for your career goals and gaining new knowledge.

- Mean: 4.1
- Median: 4
- Standard Deviation: 0.05

Inference

The mean of the student's feedback is above 4, which signifies most of the students are satisfied with the Usefulness of curriculum in preparing for your career goals and gaining new knowledge.

Median of the data is also 4, which signifies that there are no extremities in the feedback and median is almost near to mean.

Standard Deviation is minimal which signifies that there is not much deviation from the collective opinion.

Attribute 4. Study material provided by college to understand the syllabus was adequate.

- Mean: 4
- Median: 4
- Standard Deviation: 0.043

The mean of the student's feedback is above 4, which signifies most of the students are satisfied with the Study material provided by college to understand the syllabus

Median of the data is also 4, which signifies that there are no extremities in the feedback and median

Standard Deviation is minimal which signifies that institute provide sufficient material to understand the syllabus

Attribute 5. Available options/ electives in the curriculum are sufficient

- Mean: 4.5
- Median: 4
- Standard Deviation: 0.7

The mean of the student's feedback is above 4, which signifies most of the students are satisfied with the options/electives available in curriculum

Median of the data is also 4, which signifies that there are no extremities in the feedback and median is almost near to mean.

Standard Deviation is minimal which signifies that institute provide the required options/electives in curriculum

Attribute 6. Practical/ Lab exercises in applicable course/ subject is relevant and sufficient

- Mean: 4.2
- Median: 4
- Standard Deviation: 0.011

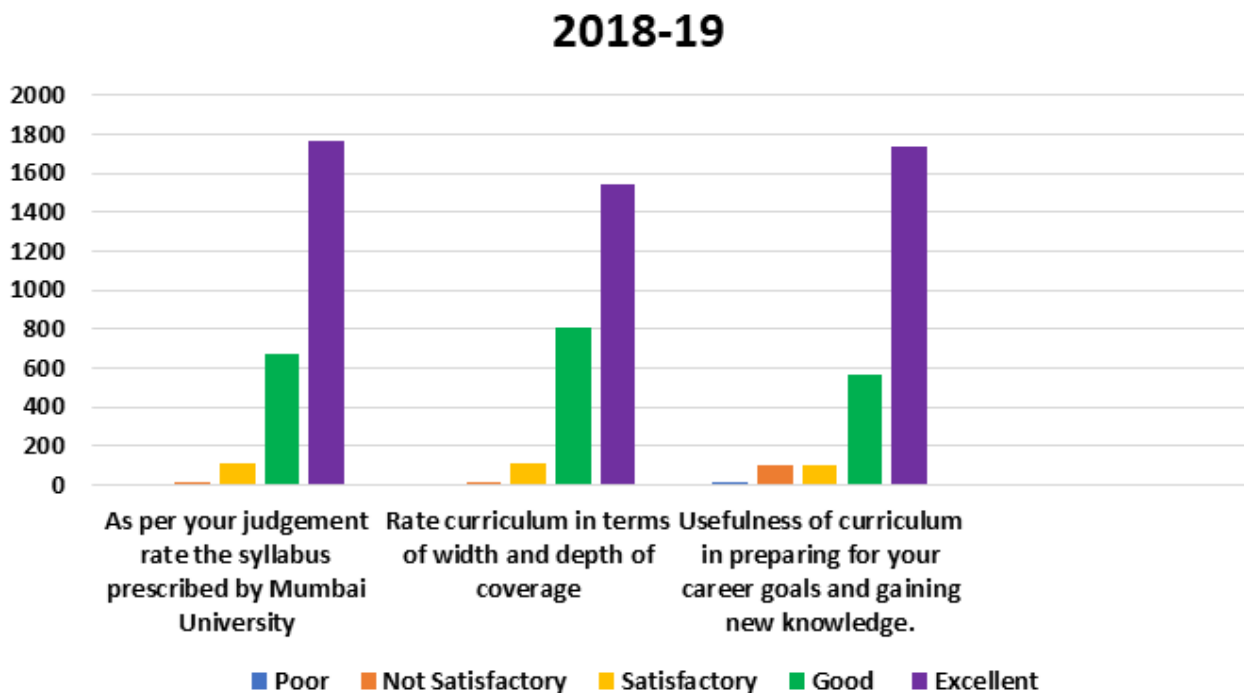
The mean of the student’s feedback is above 4, which signifies most of the students are satisfied with the available Lab /practical exercise in the applicable course

Median of the data is also 4, which signifies that there are no extremities in the feedback and median is almost near to mean.

Standard Deviation is minimal which signifies that institute is there is no deviation from the given their opinion

STUDENT’S RESPONSES

ACADEMIC EXTENSION



Following inferences are drawn from the ratings given.

Following coding was done for the feedback analysis,

Poor = 1, Not satisfactory = 2, Satisfactory = 3, Good = 4, Excellent = 5

FEEDBACK ANALYSIS ON ACADEMIC AND CURRICULUM EXTENSION

Attribute 7: Rate the Industry Institute Interaction (Industrial Visits, Guest Lecture, Technical Sessions, Seminar. Workshops etc.)

- Mean: 4.2
- Median: 4
- Standard Deviation: 0.54

The mean of the student's feedback is above 4

Median of the data is also 4, which signifies that there are no extremities in the feedback and median is almost near to mean.

Standard Deviation is minimal which signifies that institute's interaction is well aligned with industry requirement as per majority of student's feedback.

Attribute 8: Usage of modern teaching aids, Gadget, and Web resources for content delivery

- Mean: 4.1
- Median: 4
- Standard Deviation: 0.6

The mean of the student's feedback is above 4

Median of the data is also 3, which signifies that there are no extremities in the feedback and median is almost near to mean.

Standard Deviation is minimal which signifies that institute's curriculum is well aligned with industry requirement as per majority of student's feedback

Attribute 9: Online Laboratory sessions conducted using Open-source tools/Simulators

- Mean:4.3
- Median:4
- Standard Deviation: 0.081

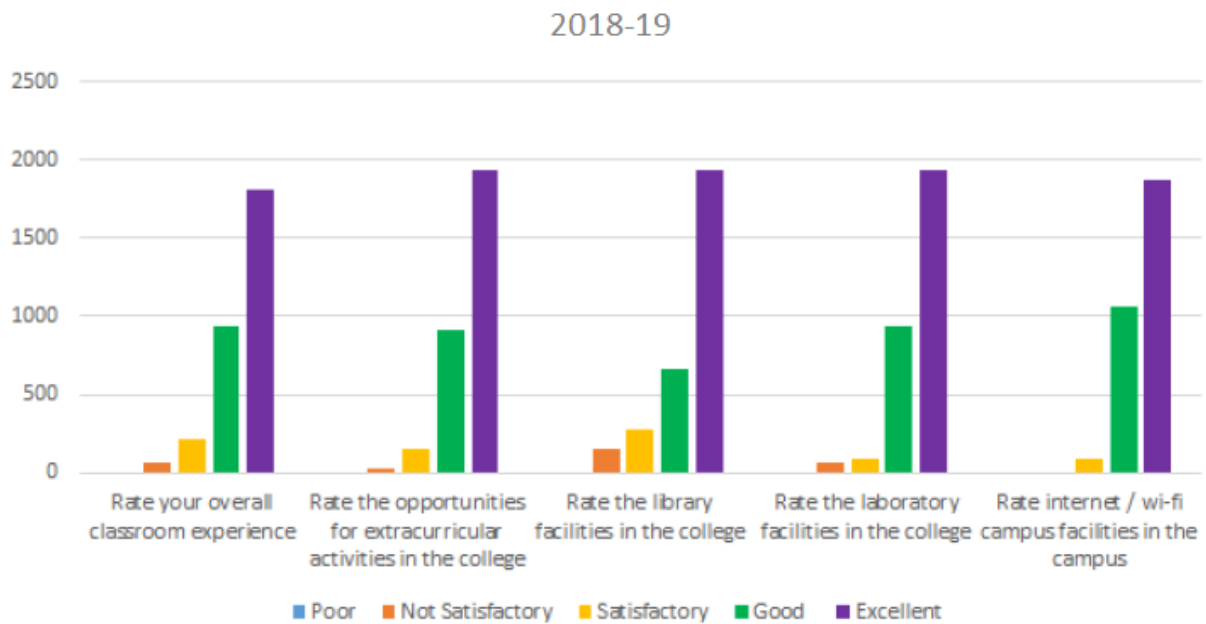
The mean of the student's feedback is above 4

Median of the data is also 4, which signifies that there are no extremities in the feedback and median is almost near to mean.

Standard Deviation is minimal which signifies that institute conduct Online Laboratory sessions conducted using Open-source tools as per majority of student's feedback

STUDENT’S RESPONSES

ACADEMIC INFRASTRUCTURE



Following inferences are drawn from the ratings given.

Following coding was done for the feedback analysis,

Poor = 1, Not satisfactory = 2, Satisfactory = 3, Good = 4, Excellent = 5

FEEDBACK ANALYSIS ON ACADEMIC INFRASTRUCTURE

Attribute 10: Rate your overall classroom experience

- Mean: 4.3
- Median: 4
- Standard Deviation: 0.013

The mean of the student's feedback is above 4

Median of the data is also 4, which signifies that there are no extremities in the feedback and median is almost near to mean.

Standard Deviation is minimal which signifies that there is not much deviation from the common opinion as per majority of student's feedback

Attribute 11: Rate the opportunities for extracurricular activities in the college

- Mean: 4.2
- Median: 4
- Standard Deviation: 0.38

The mean of the student's feedback is above 4

Median of the data is also 4, which signifies that there are no extremities in the feedback and median is almost near to mean.

Standard Deviation is minimal which signifies that institute provides good opportunities to enhance their personality as per majority of student's feedback

Attribute 12: Rate the library facilities in the college

- Mean: 4.4
- Median: 4
- Standard Deviation: 0.4

The mean of the student's feedback is above 4 which says most of the students are satisfied with the library facility provided by college

Median of the data is also 4, which signifies that there are no extremities in the feedback and median is almost near to mean.

Standard Deviation is minimal which signifies that there is not much deviation in the opinion of students as per majority of student's feedback

Attribute 13: Rate the laboratory facilities in the college

- Mean: 4.3
- Median: 4
- Standard Deviation: 0.016

The mean of the student's feedback is above 4

Median of the data is also 4, which signifies that there are no extremities in the feedback and median is almost near to mean.

Standard Deviation is minimal which signifies that institute provides good lab.

Attribute 14: Rate internet/wi-fi campus facilities in the campus

- Mean: 4.2
- Median: 4
- Standard Deviation: 0.013

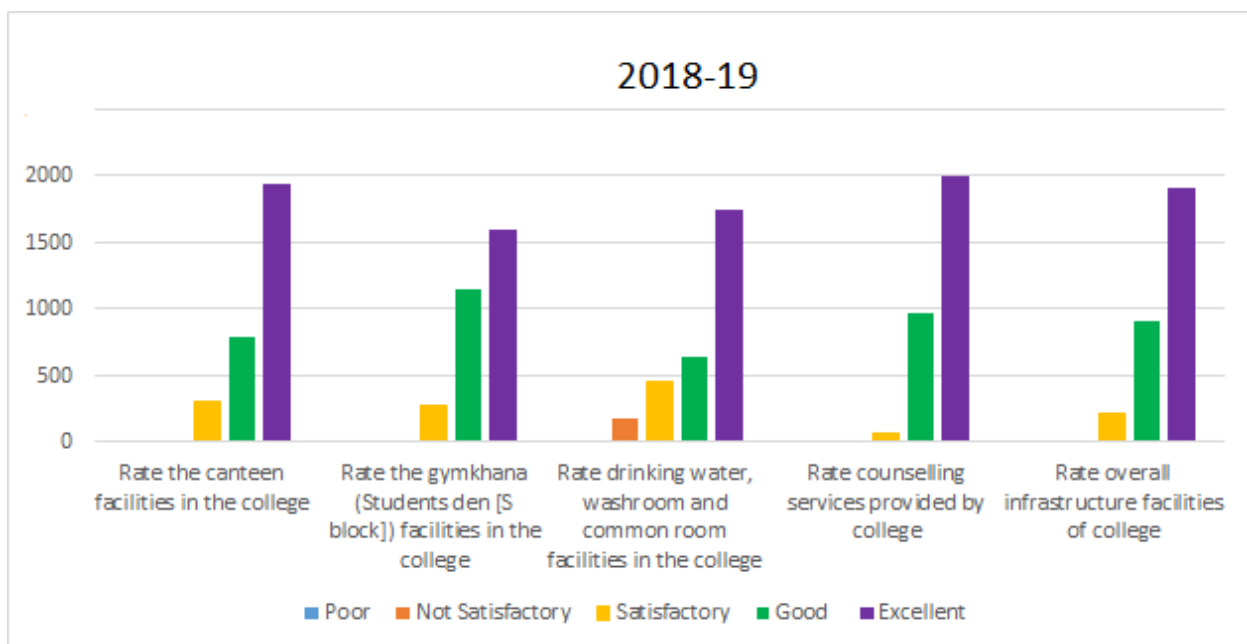
The mean of the student’s feedback is above 4

Median of the data is also 4, which signifies that there are no extremities in the feedback and median is almost near to mean.

Standard Deviation is minimal which signifies that students make optimum use of the wifi/internet facility provided by institute

STUDENT’S RESPONSES

OVERALL INFRASTRUCTURE



Following inferences are drawn from the ratings given.

Following coding was done for the feedback analysis,

Poor = 1, Not satisfactory = 2, Satisfactory = 3, Good = 4, Excellent = 5

FEEDBACK ANALYSIS ON OVERALL INFRASTRUCTURE**Attribute 15: Rate the canteen facilities in the college**

- Mean: 4.2
- Median: 4
- Standard Deviation: 0.13

The mean of the student's feedback is above 4.

Median of the data is also 4, which signifies that there are no extremities in the feedback and median is almost near to mean.

Standard Deviation is minimal which signifies that institute's provides good facilities

Attribute 16: Rate the gymkhana (students den S block) facilities in the college

- Mean: 4.2
- Median: 4
- Standard Deviation: 0.05

The mean of the student's feedback is above 4

Median of the data is also 4, which signifies that there are no extremities in the feedback and median is almost near to mean.

Standard Deviation is minimal which signifies that the gymkhana is well-equipped with the necessary facilities for the overall development of students.

Attribute 17: Rate drinking water, washroom and common room facilities in the college

- Mean: 4.3
- Median: 4
- Standard Deviation: 0.6

The mean of the student's feedback is above 4

Median of the data is also 4, which signifies that there are no extremities in the feedback and median is almost near to mean.

Standard Deviation is minimal which signifies that the institute provides good and hygiene drinking water, washroom and common room facilities.

Attribute 18: Rate counselling services provided by college

- Mean: 4.2
- Median: 4
- Standard Deviation: 0.4

The mean of the student's feedback is above 4

Median of the data is also 4, which signifies that there are no extremities in the feedback and median is almost near to mean.

Standard Deviation is minimal which signifies that the institute provides good counselling as per the majority of students.

Attribute 19: Rate overall infrastructure facilities of college

- Mean: 4.1
- Median: 4
- Standard Deviation: 0.05

The mean of the student's feedback is above 4

Median of the data is also 4, which signifies that there are no extremities in the feedback and median is almost near to mean.

Standard Deviation is minimal which signifies that the institute provides good infrastructure.

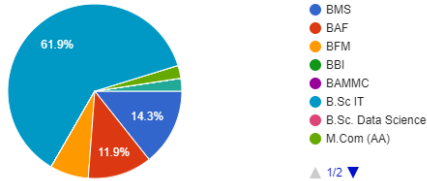
TEACHER'S FEEDBACK ANALYSIS ON CURRICULUM

Link for teacher's feedback:

https://docs.google.com/forms/d/e/1FAIpQLScmEK_eUNbu9HLfte4kkJ5SctXAUMwWBvjf32sPncec1cKykw/viewform

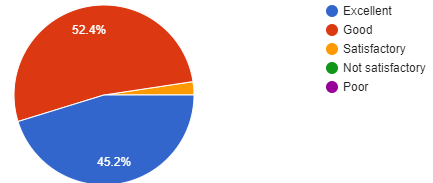
Department

42 responses



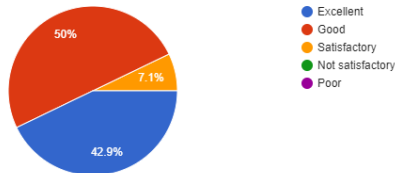
Rate the relevance of curriculum to the recent industrial developments.

42 responses



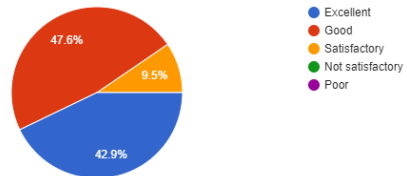
Rate the usefulness of syllabus to students for upgrading their hardware, software skills to cope up with advanced tools in the industry.

42 responses



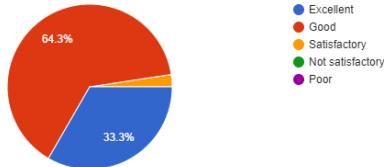
Rate the usefulness of course content to students for pursuing higher studies.

42 responses



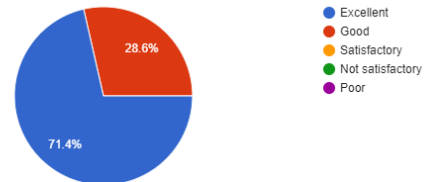
Rate the usefulness of course content for enhancing analytical and technical skills of the students.

42 responses



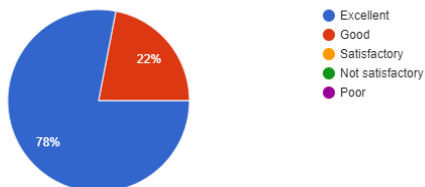
Rate the extra-curricular environment provided by the institute for holistic development of the students.

42 responses



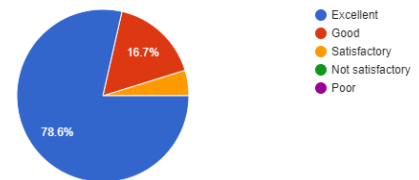
Rate the institutional support for conducting beyond syllabus activity.

41 responses



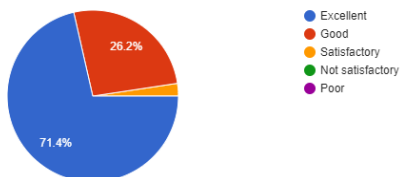
Rate the institutional support for conducting value added courses (VAC).

42 responses



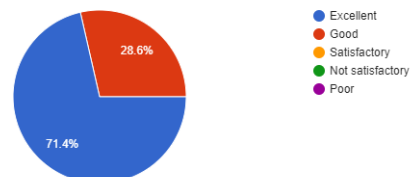
Rate the use of ICT tools for efficient curriculum delivery.

42 responses



Rate the use of infrastructure facility for knowledge dissemination.

42 responses



Following inferences are drawn from the ratings given by teachers to above attributes.

1. Attribute No 1: **Relevance of syllabus to recent Industrial developments**

All the faculties are satisfied with relevance of syllabus to recent Industrial developments as the cumulative score is more than 4.

2. Attribute No 2: **Usefulness of course contents for upgrading software**

All the faculties are satisfied with usefulness of course contents for upgrading software, hardware skills of students as the cumulative score is more than 4.

3. Attribute No 3: **For pursuing higher studies**

All the faculties are satisfied with usefulness of the course contents to students for pursuing higher studies as the cumulative score is more than 4.

4. Attribute No 2: **Usefulness of course contents for enhancing analytical and technical skills**

All the faculties are satisfied with usefulness of course contents for enhancing analytical and technical skills of students as the cumulative score is more than 3.

5. Attribute No 5: **Extra-curricular environment provided by the institute for holistic development**

All the faculties are satisfied that extra-curricular environment provided by the institute for holistic development of students as the cumulative score is more than 4.

6. Attribute No 6: **Conduct of beyond syllabus activities**

All the faculties are satisfied with conduct of beyond syllabus activities as the cumulative score is more than 3.

7. Attribute No 7: **Conduct of VACs**

All the faculties are satisfied with conduct of VACs as the cumulative score is more than 3.

8. Attribute No 8: **Usefulness of curriculum to students for applying their knowledge to assess societal, health and safety issues**

All the faculties are satisfied with usefulness of curriculum to students for applying their knowledge to assess societal, health and safety issues as the cumulative score is more than 3.

9. Attribute No 9: **Infrastructure facilities for knowledge dissemination**

All the faculties are satisfied with usefulness of infrastructure facilities for knowledge dissemination as the cumulative score is more than 4.

ALUMNI FEEDBACK ANALYSIS ON CURRICULUM

Link of feedback form:

<https://docs.google.com/forms/d/e/1FAIpQLSeYZJSYuj6ckP3D2Nih2H4TgKdthnnwynkD6j8t5xn7GUn9w/viewform>

Total Responses: 247

Sr. No	Attributes	Poor (1)	Not Satisfactory (2)	Satisfactory (3)	Good (4)	Excellent (5)	Cumulative Average Score
1	Rate the relevance of syllabus to recent Industrial developments	3	33	47	53	111	4.0
2	Rate the relevance of curriculum with respect to your current Job profile	4	56	43	45	99	3.7
3	How well you have acquired knowledge, skills and abilities which helped you to cope up with advanced tools /simulators used in the industry?	6	35	32	59	115	4.0
4	Rate the relevance of skillset and knowledge acquired during final year project implementation.	8	34	34	54	117	4.0
5	Rate the usefulness of curriculum for applying your knowledge to assess societal, health and safety issues	3	33	38	46	127	4.1

Following inferences are drawn from the ratings given by alumni to above attributes.

Attribute No 1: Relevance of syllabus to recent Industrial developments

- Mean: 4
- Median: 4
- Standard Deviation: 0.8

As the cumulative score is more than 3, alumni found syllabus to recent Industrial developments.

Attribute No 2: Relevance of curriculum with respect to your current Job profile

- Mean: 3.7
- Median: 4
- Standard Deviation: 0.7

As the cumulative score is more than 3, the alumni found the relevance of curriculum with respect to their current Job profile

Attribute No 3: Acquired knowledge, skills and abilities which helped you to cope up with advanced tools /simulators used in the industry

- Mean: 4
- Median: 4
- Standard Deviation: 0.75

As the cumulative score is more than 3, alumni feel they have acquired knowledge, skills and abilities which helped you to cope up with advanced tools/simulators used in the industry.

Attribute No 4: Relevance of skillset and knowledge acquired during final year project implementation

- Mean: 4
- Median: 4
- Standard Deviation: 0.8

Most of the alumni are satisfied with relevance of skillset and knowledge acquired during final year project implementation.

Attribute No 5: Usefulness of curriculum for applying your knowledge to assess societal, health and safety issues

- Mean: 4
- Median: 4
- Standard Deviation: 0.69

Most of the alumni are satisfied with usefulness of curriculum for applying your knowledge to assess societal, health and safety issues.

EMPLOYER FEEDBACK ANALYSIS ON CURRICULUM

Total Responses: 21

Link of feedback :

https://docs.google.com/forms/d/e/1FAIpQLSdKg5Pbwpusvx_HAFXgINpAldxCGegoLffVvYSnZBoDRn8WGQ/viewform

Sr. No	Attributes	Poor (1)	Not Satisfactory (2)	Satisfactory (3)	Good (4)	Excellent (5)	Cumulative Average Score
1	Rate university syllabus to recent industrial developments	1	1	2	4	13	4.3
2	Rate the right mix of practical and theory into the syllabus	0	1	2	3	15	4.5
3	Industry experts invited in the institute	0	0	1	4	16	4.7
4	Institute efforts to bridge gap between academia and industry	0	0	2	4	15	4.6

Following inferences are drawn from the ratings given by Employer to above attributes.

1. Attribute No 1: University syllabus to recent industrial developments

- Mean: 4.3
- Median: 4
- Standard Deviation: 0.74

Mean is above 3 which suggests that most of the employers are satisfied with university syllabus to recent industrial developments.

2. Attribute No 2: Mix of practical and theory into the syllabus

- Mean: 4.5
- Median: 4
- Standard Deviation: 0.8

The mean is above 3 that signifies that, good number of employers are satisfied with mix of practical and theory into the syllabus.

3. Attribute No 3: Industry experts invited in the institute

- Mean: 4.7
- Median: 4
- Standard Deviation: 0.86

Mean is above 4, which indicates that most of the employers are satisfied with Institute's practice of inviting Industry experts to the institute for effective curriculum delivery.

4. Attribute No 4: Institute efforts to bridge gap between academia and industry

- Mean: 4.6
- Median: 4
- Standard Deviation: 0.75

Mean is above 4 that indicates all the employers are satisfied with Institute efforts to bridge gap between academia and industry.



A handwritten signature in black ink, appearing to read "D. Kelke".

Principal